



## REPORT | Public consultation to inform 2022/23 budget setting

As required by the Police Reform and Social Responsibility Act 2011, the Office of the Police and Crime Commissioner for Surrey (OPCC) carried out a consultation with regard to the proposed level of council tax precept for 2022/23.

The consultation ran for three weeks from the 15 December 2021 to 04 January 2022.

**The consultation was hosted on SmartSurvey and received 2,645 responses.**

The survey was promoted online to approximately 30,000 people. It was shared by Surrey Police and partners such as Neighbourhood Watch and featured by local media including BBC Surrey.

### Summary

**This year's survey received 2,645 responses and 1,420 comments.** Most comments were about police visibility, followed by concerns about affordability of an increase.

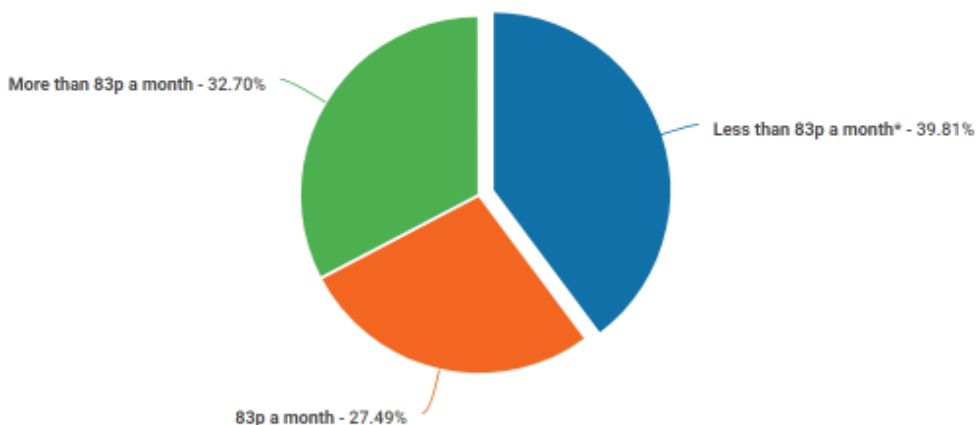
---

### Responses

#### **1. How much of an increase in police council tax would you be willing to support to enable Surrey Police to deliver on the priorities for residents?**

1,592 residents said they would be prepared to pay an additional 83p a month based on a Based D property, or more than this (60% of respondents).

40% of residents (1,057) said they would prefer to pay less than 83p more a month.



**2. Please provide any comments you have below:**

54% of respondents left a comment (1,420 people). Every comment was read and categorised in order to provide feedback on areas of concern.

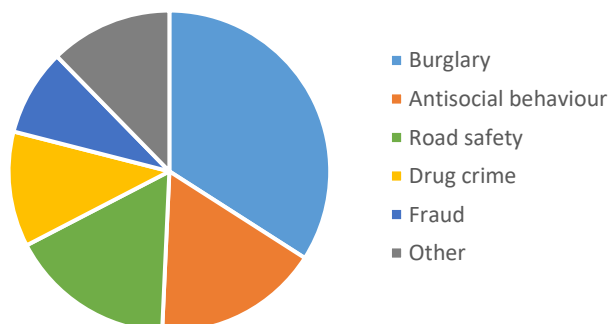
The majority of comments were categorised as follows:

- **19% of comments were about visibility of policing** (271 residents)
- **18% of comments included support for an increase of 83p or more**, mostly in the context of police visibility (262 residents)
- **17% of comments included concerns about affordability**, both on the impact of the Covid-19 pandemic and following the previous increase to council tax (248 residents)
- **10% of comments included the advice that Surrey Police should be more efficient**, or included concerns about waste and efficiency
- **10% of comments included a preference not to pay any increase**

**Crime concerns**

**10% of comments mentioned a specific crime (138 comments).**

The chart shows the primary crime concerns mentioned:



Other concerns included:

- Violence against women and girls
- Unauthorised encampments
- Criminal damage
- Knife crime
- Fly tipping

---

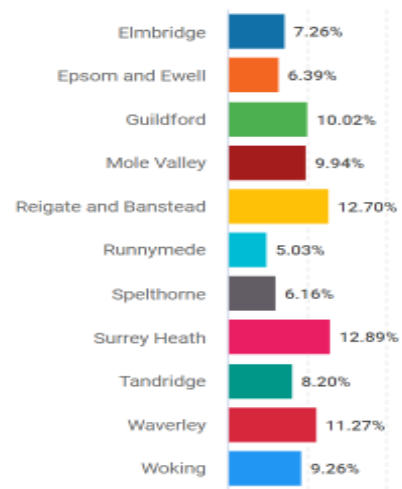
### 3. In which Borough or District do you live?

The greatest number of survey responses came from residents in Surrey Heath, Reigate and Banstead, and Waverley.

The fewest responses came from Runnymede and Spelthorne.

23 people said they did not live in Surrey (0.86%).

These results are in line with the breakdown of responses for 2020/21 and 2021/22.



### 4. How did you find out about the survey?

The survey was distributed via a number of platforms to ensure that the widest reach and response rate was achieved.

This included:

- Dedicated page and homepage feature on the OPCC website
- Emails to residents who agreed to be contacted directly by the Office of the PCC
- Social media messages on Twitter, Facebook, LinkedIn, Instagram and Nextdoor
- Social media messages shared to over 50 Facebook residents' groups
- Direct messages to Neighbourhood Watch Coordinators on behalf of the PCC
- Messages from Surrey Police including 'In The Know' newsletters to residents
- Local media including 'In your area' and BBC Surrey radio in December 2021

Information on how residents heard about the survey has been shared internally to improve communication of the council tax survey in future years.