



**\*\*\*Financial Report October 2020\*\*\***

<b>Required for:</b>	<i>PCC Performance Meeting December 2020</i>
<b>Security Classification:</b>	<b>Official</b>
<b>Handling information if required:</b>	
<b>Suitable for publication:</b>	Yes
<b>Title:</b>	Financial Monitoring as at 31 <sup>st</sup> October 2020
<b>Version:</b>	
<b>Purpose:</b>	To provide the latest financial monitoring position for the Force
<b>ACPO / Strategic Lead:</b>	Peter Gillett
<b>NDM / OSARA compliance:</b>	Yes
<b>Date created:</b>	7 December 2020
<b>Date to be reviewed:</b>	

<b>AUTHOR:</b>	
<b>Name:</b>	Paul Bundy
<b>Job Title:</b>	Service Director Finance
<b>Telephone number:</b>	01483 639302
<b>Email address:</b>	Paul.Bundy@surrey.pnn.police.uk



**What are the Policing Principles?**

- |  |  |  |
|--|--|--|
| Accountability <input checked="" type="checkbox"/> | Fairness <input checked="" type="checkbox"/>   | Honesty <input checked="" type="checkbox"/>      |
| Integrity <input checked="" type="checkbox"/>      | Leadership <input checked="" type="checkbox"/> | Objectivity <input checked="" type="checkbox"/>  |
| Openness <input checked="" type="checkbox"/>       | Respect <input checked="" type="checkbox"/>    | Selflessness <input checked="" type="checkbox"/> |

## Force: Surrey Financial Monitoring at: 31<sup>st</sup> October 2020 Finance Department

### 1. Introduction

1.1. This report provides the force budget and capital position for Surrey Police as at 31<sup>st</sup> October 2020.

### 2. Summary

2.1. The total budget for Surrey is £250.0m 2020/21, against this the forecast outturn position is £249.7m resulting in an underspend totalling £0.3m.

Surrey	2020/21 PCC Budget £m	2019/20 Operational Delivery Budget £m	Total 2020/21 Budget £m	2020/21 Total Forecast £m	Variance £m
Month 7	2.1	247.9	250.0	249.7	(0.3)

2.2. The operational response to the COVID 19 pandemic has resulted in additional unplanned costs which consist of the salary costs of police officers and staff, employee overtime, premises, lost income and supplies & services, the most significant cost for the Personal Protective Equipment (PPE). The notification from the Home Office is that Forces can recover the costs of medical grade PPE and the first four months of lost income, which together is currently £3.2m. The Home Office have announced that Surrey will receive £388k from the £30m Covid Surge Fund allocated to police forces. The Home Office has also announced that a further claim for non medical PPE can be made, along with the next four months of lost income.

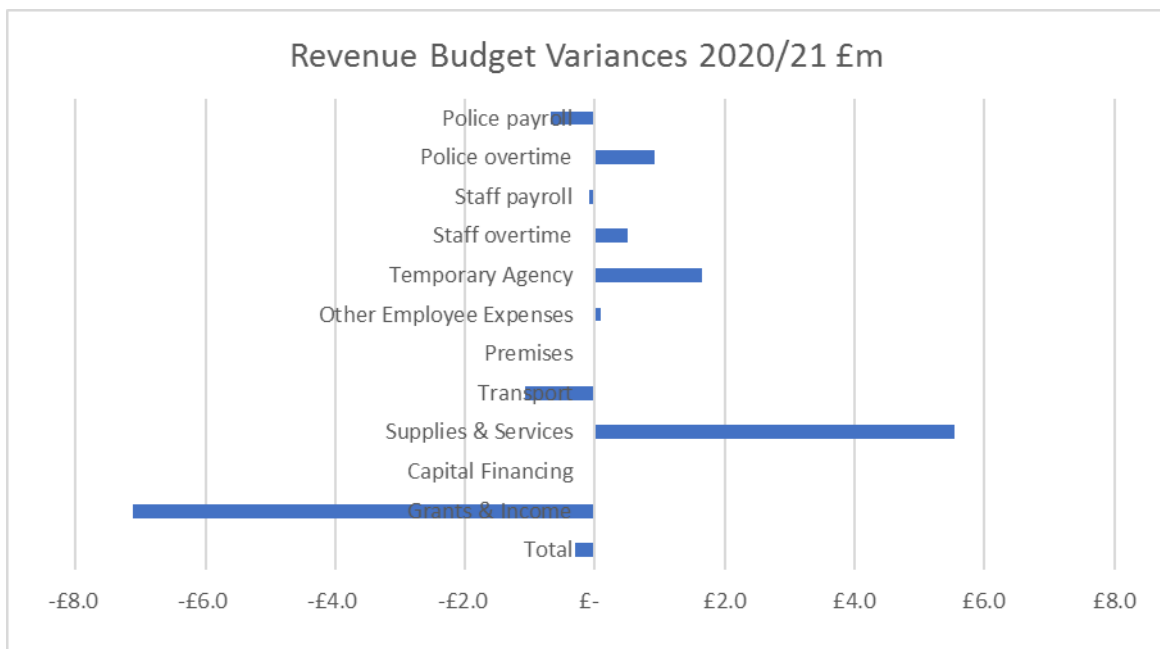
2.3. The total costs for the response to the COVID-19 pandemic are shown in the table below, this assumes costs until the end of the financial year, there is a risk that the Force will incur increased clinical waste costs for the disposal of PPE which are not currently included in the forecast:

	<b>Surrey</b>
<b>Expenditure</b>	£'000
National PPE	2,275
Local PPE	755
Other Local Costs	3,714
<b>Total Forecast Costs</b>	<b>6,744</b>
Forecast Income	-3,192
<b>Net Forecast</b>	<b>3,552</b>

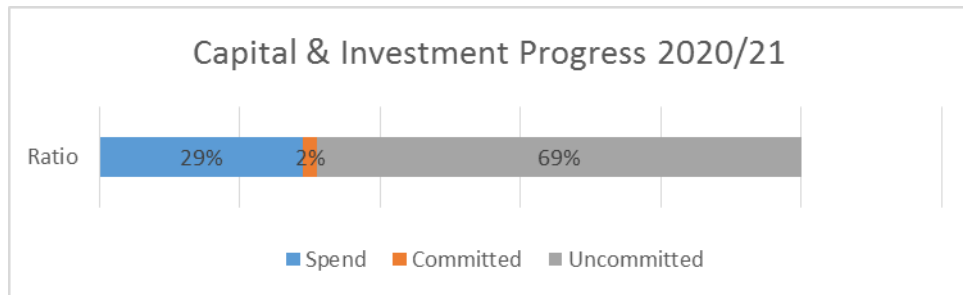
Total PPE	3,030
-----------	-------

- 2.4. The force has mitigated the additional costs with savings across the force, these include savings in training and staff travel where costs have been lower year to date.
- 2.5. There are variances within the budget, pay is forecasting an overspend overall with non-pay underspending to offset against this.
- 2.6. Police officer numbers are increasing as the recruitment plan delivers and police staff budget is forecast to underspend.
- 2.7. For Police Officers the financial plan assumed an inflationary increase of 2% which was actually 2.5%, this additional cost pressure is included in the forecast.



- 2.8. The non-pay costs including income are underspent in total with costs attributable to Op Apollo being offset by the assumed income.
- 2.9. The precept & uplift investment was for an additional 156.5 posts, the current forecast is that Surrey Police will recruit to these posts by March 2021.

- 2.10. The efficiency plan to save £1.4m has been removed from the budget, however there is a risk that savings within ICT will not be achieved.
- 2.11. The Force has agreed to continue funding Investigative Assistant posts within Local Policing which is estimated to cost £0.5m, this cost pressure is included in the forecast.
- 2.12. The capital plan is forecast to underspend by £1.2m. For the 2020/21 financial year a new capital & investment gateway to proceed process has been introduced for existing planned schemes. This step will firm up on the proposals put forward during the budget build and also allow the funding position to be checked prior to giving the go ahead.



Surrey	2020/21 Capital Budget £m	2020/21 Capital actual £m	2020/21 Capital Forecast £m	Variance £m
Month 7	15.4	4.5	14.2	(1.2)

### 3. Recommendations

#### 3.1. The Police and Crime Commissioner is asked to:

- 3.1.1. Note the net revenue budget forecast for the police fund as at 31<sup>st</sup> October 2020.
- 3.1.2. Note the capital budget forecast is as at 31<sup>st</sup> October 2020.
- 3.1.3. Approve budget virements on Appendix D.
- 3.1.4. Note no changes to use of reserves for month 7.

### 4. Revenue Budget Position

- 4.1. The Force's revenue outturn position for 2020/21 is forecast to be underspent as summarised in the table below:

Oct-20	Year to Date			Full Year		
	Actual	Budget	Variance	Forecast	Budget	Variance
Payroll	130,082,048	120,788,078	9,293,970	209,734,834	207,336,698	2,398,136
Premises Related Expenditure	8,229,099	6,099,859	2,129,240	10,422,989	10,457,077	(34,088)
Transport Related Expenditure	2,170,468	3,120,545	(950,077)	4,256,107	5,326,681	(1,070,574)
Supplies & Services	20,208,404	19,228,021	980,383	38,029,394	32,492,119	5,537,275
Capital financing and Financial Reporting	537,510	1,789,298	(1,251,788)	6,127,565	6,154,565	(27,000)
Grants & Income	(16,842,528)	(6,951,612)	(9,890,916)	(18,869,340)	(11,758,583)	(7,110,757)
<b>Total</b>	<b>144,385,001</b>	<b>144,074,189</b>	<b>310,812</b>	<b>249,701,550</b>	<b>250,008,557</b>	<b>(307,007)</b>

4.2. The 2020/21 revenue budget was approved by the PCC in February 2020 at £250.0m, during the year agreed budget virements have been processed within the operational delivery budget and OPCC budget, with the overall budget remaining at £250.0m as shown in the table below:

	Original Budget £	Budget Virements £	Revised Budget £
Operational Delivery Budget	247,859,499	-	247,859,499
Office of the PCC	2,149,063	-	2,149,063
Transfers to/(from) Reserves	-	-	-
<b>Total</b>	<b>250,008,562</b>	<b>-</b>	<b>250,008,562</b>

4.3. Appendix A provides further details of the operational delivery budget showing budget and forecast both by budget holder portfolio and the main categories of expenditure.

4.4. Pay Costs - Total pay is overspent by £2.4m as summarised in the table below.

Oct-20	Year to Date			Full Year		
	Actual	Budget	Variance	Forecast	Budget	Variance
Police Officer Pay	77,619,147	69,785,247	7,833,900	118,953,858	119,631,072	(677,214)
Police Officer Overtime	2,934,955	2,717,498	217,457	5,420,527	4,505,452	915,075
Police Staff Pay	42,234,924	43,351,989	(1,117,065)	74,601,203	74,690,368	(89,165)
Police Staff Overtime	960,482	593,740	366,742	1,622,219	1,126,571	495,648
Other Employee Expenses	2,855,283	2,275,861	579,422	4,445,323	3,901,334	543,989
Temporary or Agency Staff	2,027,863	697,716	1,330,147	2,855,005	1,195,669	1,659,336
Restructure, Training & Conference Costs	1,449,395	1,366,027	83,368	1,836,700	2,286,232	(449,532)
<b>Total</b>	<b>130,082,048</b>	<b>120,788,078</b>	<b>9,293,970</b>	<b>209,734,834</b>	<b>207,336,698</b>	<b>2,398,136</b>

4.5. In Surrey employee numbers are monitored in detail throughout the year within a workforce plan by People Services. The following table illustrates the variances between the average forecast number of employees (employee strength) compared with the budgeted number of employees (employee establishment), expressed as FTE (full time equivalent) roles.

Average FTE's	Forecast of Employees (Strength)	Budgeted No. of Employees (Establishment)	Variance
Police Officers	1986	2022	(36)
Police Staff	1650	1821	(171)
PCSO's	136	118	18
<b>Total</b>	<b>3772</b>	<b>3962</b>	<b>(189)</b>

- 4.6. Police Payroll - The police officer pay is forecast to be underspent by £0.7m.
- 4.7. Police Officer pay is a non-delegated cost and is shown on a separate line within the budget by function (Appendix A) with departmental variances reflecting their delegated budgets.
- 4.8. The pay forecast indicates an average of 1986 FTE officers for the year, compared to the budget of 2022 FTE, noting it will exceed the budget by January 2021.

Officer FTE Forecast

	Apr-20	May-20	Jun-20	Jul-20	Aug-20	Sep-20	Oct-20	Nov-20	Dec-20	Jan-21	Feb-21	Mar-21	Average
	month 1	month 2	month 3	month 4	month 5	month 6	month 7	month 8	month 9	month 10	month 11	month 12	
Officer Budget (FTE)	2025.28	2021.28	2023.28	2023.28	2021.28	2021.28	2021.28	2021.28	2021.28	2021.28	2021.28	2021.28	2022

Officer Forecast (FTE)

Month 1	1,879	1,850	1,850	1,850	1,850	1,850	1,850	1,850	1,850	1,850	1,850	1,850	1,852
Month 2	1,879	1,910	1,920	1,978	1,963	1,945	2,007	1,994	1,983	2,030	2,020	2,061	1,974
Month 3	1,879	1,910	1,901	1,986	1,966	1,950	2,011	1,996	1,989	2,048	2,038	2,081	1,980
Month 4	1,879	1,910	1,901	1,935	1,981	1,958	2,018	2,003	1,996	2,055	2,044	2,089	1,981
Month 5	1,879	1,910	1,901	1,935	1,973	1,969	2,025	2,008	1,999	2,057	2,046	2,091	1,983
Month 6	1,879	1,910	1,901	1,935	1,973	1,967	2,041	2,024	2,014	2,071	2,058	2,103	1,990
Month 7	1,879	1,910	1,901	1,935	1,973	1,967	2,027	2,023	2,009	2,065	2,050	2,090	1,986

	Month 6			Month 7		
	Volume £'000	Rate £'000	Total £'000	Volume £'000	Rate £'000	Total £'000
Variance						
Police pay, NI & Pension	(2,216)	1,053	(1,163)	(1,989)	1,247	(742)
Rent and regional and other allowances	(172)	129	(44)	(154)	219	65
Collaboration			(104)			(50)
<b>Total</b>	<b>(2,389)</b>	<b>1,182</b>	<b>(1,207)</b>	<b>(2,143)</b>	<b>1,466</b>	<b>(677)</b>

- 4.9. The above calculations shows the force is averaging 36 officers under budget which is resulting in a volume underspend of £2.0m (£54.9k per FTE), with a rate overspend of £1.2m relating to officer rates being higher than budgeted. A vacancy factor of 2% (£2.5m) is assumed for police officers which is part of the rate variance along with the mix of officers.
- 4.10. Police staff pay is forecast to be underspent by £0.1m. The current projection is for the number of staff working in the force to remain under establishment until the end of the financial year, when the predicted number of FTE's is 1871. The vacancy rate for 2020/21 has been increased by 1% to 6%. The majority of the movement from month 6 relates to a budget transfer within DDaT for the P365 project.
- 4.11. The month 7 pay forecast shows an average of 1787 FTE staff for the year, compared to the average budget of 1940 FTE.

Staff FTE Forecast

	Apr-19	May-19	Jun-19	Jul-19	Aug-19	Sep-19	Oct-19	Nov-19	Dec-19	Jan-20	Feb-20	Mar-20	
	month 1	month 2	month 3	month 4	month 5	month 6	month 7	month 8	month 9	month 10	month 11	month 12	Average
Staff Budget (FTE)	1910.14	1931.14	1932.14	1937.42	1938.42	1940.41	1947.55	1947.55	1947.55	1947.55	1947.55	1947.55	1940

staff Forecast (FTE)

Month 1	1,709	1,700	1,700	1,700	1,700	1,700	1,700	1,700	1,700	1,700	1,700	1,700	1701
Month 2	1,709	1,722	1,731	1,723	1,722	1,761	1,768	1,789	1,783	1,802	1,814	1,834	1763
Month 3	1,710	1,722	1,735	1,761	1,761	1,795	1,802	1,822	1,816	1,833	1,845	1,868	1789
Month 4	1,710	1,722	1,735	1,770	1,763	1,790	1,806	1,829	1,829	1,841	1,855	1,881	1794
Month 5	1,710	1,722	1,735	1,770	1,764	1,802	1,819	1,840	1,846	1,850	1,863	1,893	1801
Month 6	1,710	1,722	1,735	1,770	1,764	1,808	1,815	1,824	1,822	1,829	1,841	1,871	1793
Month 7	1,710	1,722	1,735	1,770	1,764	1,808	1,807	1,811	1,802	1,816	1,831	1,863	1787

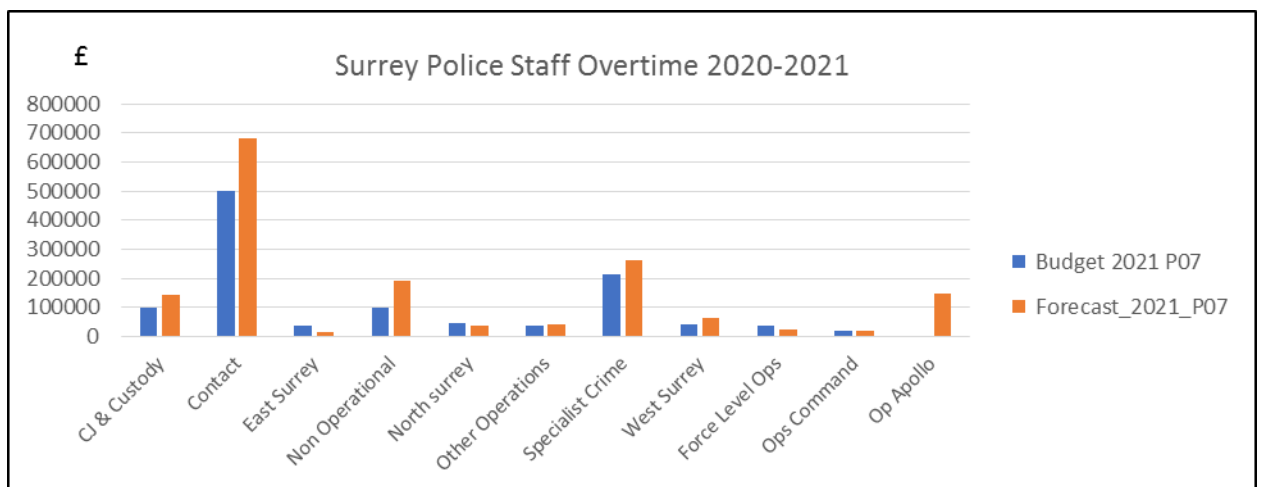
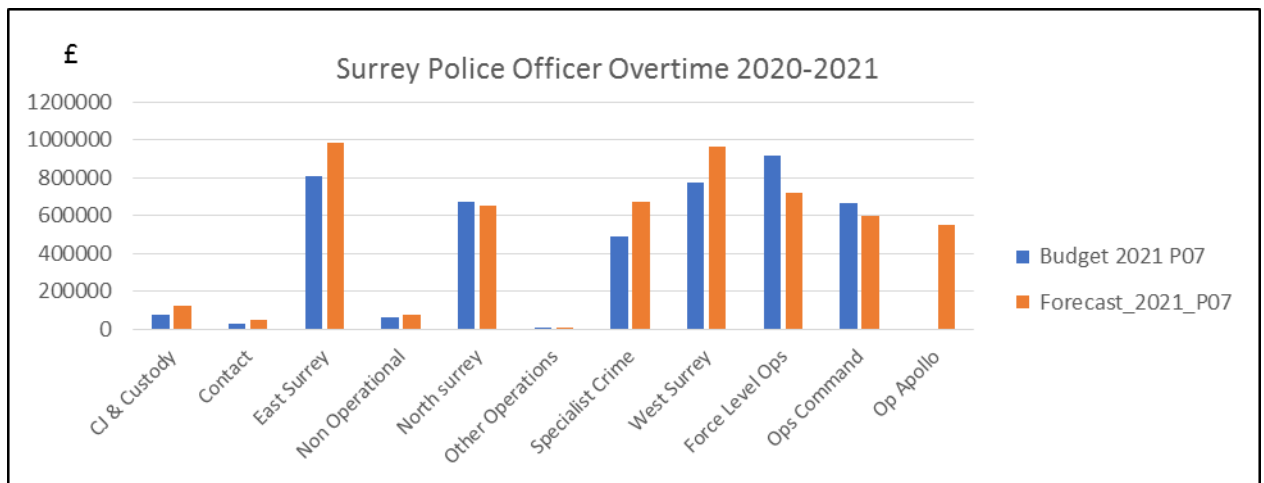
Variance	Month 6			Month 7		
	Volume £'000	Rate £'000	Total £'000	Volume £'000	Rate £'000	Total £'000
Staff pay, NI & Pension	(5,192)	6,340	1,148	(5,595)	5,939	344
Enhancements	(283)	(35)	(318)	(300)	(133)	(433)
Collaboration			1,103			1,266
<b>Total</b>	<b>(5,475)</b>	<b>6,304</b>	<b>829</b>	<b>(5,894)</b>	<b>5,805</b>	<b>(89)</b>

- 4.12. The shortfall of 153 staff FTE's results in a £5.6m volume underspend for pay, NI and pension (£36.5k per FTE), that is being offset by a rate overspend of £5.9m. A vacancy factor of 6% (£4.6m) is assumed for police staff which is part of the rate variance along with the mix of pay grades, the above calculation is an average.
- 4.13. Staff enhancements and holiday pay have underspends due to being under establishment. The rate and volume variances are based on all posts having these allowances and therefore is not representative of entitlement.
- 4.14. Overtime for both officers and staff by department is shown on Appendix B, with officer overtime forecast to overspend by £0.9m and staff overtime forecast to overspend by £0.5m.
- 4.15. The force police officer overtime working group continues to monitor spend and provide guidance to reduce spend in this area, the tables below shows spend for both officer and staff overtime over the past four years.

Police Overtime	Budget £'000	Actual £'000	Variance £'000	Variance %	Average per FTE
2020-21	4,505	5,421	915	20%	2,675
2019-20	3,554	4,826	1,272	36%	2,577
2018-19	4,030	4,270	240	6%	2,241
2017-18	4,232	6,688	2,456	58%	3,417
2016-17	3,839	6,568	2,729	71%	3,516

Staff Overtime	Budget £'000	Actual £'000	Variance £'000	Variance %	Average per FTE
2020/21	1,127	1,622	496	44%	922
2019/20 exc PCC	1,119	1,543	424	38%	912
2019/20 PCC	10	19	9	90%	11
2019/20	1,129	1,562	433	38%	945
2018/19	1,561	1,454	-107	-7%	882
2017/18	1,641	1,853	212	13%	1,101
2016/17	1,341	1,622	281	21%	

4.16. The charts below show Police Officer and Staff overtime by division/department. Appendix B shows the monthly profile of this spend.





4.17. Agency costs

4.17.1. Agency is forecasting an overspend of £1.7m. The majority of this relates to an overspend on agency costs within Local Policing (£1m) for 30 investigative assistants across 3 divisions, along with Op Apollo costs for returning officers and Op Igil. Equip is also forecasting an overspend of £0.8m due to some agency staff being extended until the end of the year.

4.18. Training & restructuring costs

4.18.1. Training & restructuring is forecasting an underspend of £0.4m mainly within People Services.

4.19. Other Staff Costs

4.19.1. There is an overspend in Other Staff Costs totalling £0.6m some of which relates to Local PPE for Op Apollo. There is also an overspend for the apprenticeship levy where this is offset by income.

4.20. Non Pay Budgets

4.20.1. Non pay cost budgets are forecast to underspend by £2.7m as shown in the table below. These budgets include costs for premises, transport, supplies & services, financing and income.

Oct-20	Year to Date			Full Year		
	Actual	Budget	Variance	Forecast	Budget	Variance
Premises Related Expenditure	8,229,099	6,099,859	2,129,240	10,422,989	10,457,077	(34,088)
Transport Related Expenditure	2,170,468	3,120,545	(950,077)	4,256,107	5,326,681	(1,070,574)
Supplies & Services	20,208,404	19,228,021	980,383	38,029,394	32,492,119	5,537,275
Capital financing and Financial Reporting	537,510	1,789,298	(1,251,788)	6,127,565	6,154,565	(27,000)
Grants & Income	(16,842,528)	(6,951,612)	(9,890,916)	(18,869,340)	(11,758,583)	(7,110,757)
<b>Total</b>	<b>14,302,953</b>	<b>23,286,111</b>	<b>(8,983,158)</b>	<b>39,966,716</b>	<b>42,671,859</b>	<b>(2,705,143)</b>

4.21. Premises

4.21.1. Premises is forecasting on budget although there are small underspends within Surrey Corporate Services and Specialist Crime offsetting small overspends in ICT and Operations. Estates have increased their forecast spend due to extra work for card access and a variation of contract cost from Kier to Galliford Try. This is offset by extra income in connection with the new Leatherhead site as well as a refund of rates.

4.22. Transport

4.22.1. Transport are forecasting a underspend of £1.1m relating to a reduction in insurance premiums.

4.23. Supplies & Services

4.23.1. There is a forecast overspend of £5.5m, the majority of this £3.1m relates to Local PPE for Op Apollo and PPE for the National Hub for which income is expected to offset the majority of this cost (see 4.25.2.). The Specialist Crime overspend has increased (£0.5m) due to increased

Forensic fees. Legal fees are causing an overspend within Corporate Services; ICT are overspent by £0.5m due to reduced spend on hardware offset by an increase in consultancy costs.

#### 4.24. Financing

4.24.1. Financing costs are forecast to underspend by £0.5m within the OPCC budget which is a draw from the PCC operational Reserve which has been used to make grants to assist local community during the pandemic

#### 4.25. Income

4.25.1. Income budgets relate to government grants, reimbursed services, secondments and mutual aid arrangements with other police Forces. This income is in addition to the main sources of funding from the core policing grant and council tax precept income.

4.25.2. There is an overachievement of income forecast of £7.1m primarily due to Op Apollo (£3.1m), this assumes that the force will be reimbursed for the PPE National Hub there is a further increase in income relating to Covid Surge Fund (£0.3m) which is offset against Police overtime. Specialist Crime are forecasting higher than expected income (£1.4m) for Surrey officers posted to regional units. There are also increased cost recovery within Ops. Within People Services there is an over recovery for Secondments (£0.4m) plus income received from new HQ site tenants and other property rentals.

#### 4.26. Departmental Narrative

This section gives a narrative on the divisions & departments, note the figures relate to delegated budgets only.

- Local Policing overall forecast an overspend of £1.9m largely Police Staff in Contact due to Covid investment in supervisors to cover vacancies. There is also an overspend in agency costs for investment of £1.1m on Investigative Officers. Finally, within Supplies and Services and Grant income of over £0.5m spend on Supplies and an offsetting income in grant for the Safer Street grant in North Surrey.
- Operations Command are predicting underspends across all areas with the exception of Operation Apollo. Therefore as a whole Operations Protective Services is showing an overspend of £1.2m which is purely due to Apollo.
- Specialist Crime position is forecast to under spend by £2.4m – a movement from last month of £0.3m, most of which is in additional income relating to regional roles filled by Surrey employees but also in an increase in staff budgets in Public Protection for precept funded roles. These are offset by an increase in forensic fees which has been identified as a significant financial risk both this year and in future years and is mostly the result of an increase in submissions from the rest of the force

following large officer uplifts. In addition the cost pressures relating to outsourcing in digital forensics and a notable overspend in overtime is expected. The contribution towards SEROCU is higher than budgeted and includes additional items agreed by CCs & PCCs across the region for funding new investments which causes a significant cost pressure however the bottom line remains favourable.

- Corporate Services is currently forecasting to overspend by £1.2m this is mainly as a result of Legal and Claims fees being higher than budget along with unbudgeted posts. There are costs relating to change that need to be moved to the relevant area of the force.
- ICT are currently forecasting an overspend of £0.7m which is comprised of an overspend of £0.7m relating to IT associated costs and temporary staff costs. Premises shows an overspend of £0.2m where the budgeted position cannot be achieved. These increased areas of spend have been partially offset by an underspend of £0.2m relating to Police Staff pay where vacancies are being held.
- People Services – The forecast is for an underspend of £0.8m which comprises an over achievement of income of £0.4m which primarily relates to secondments, an underspend in police staff pay of £0.3m due to vacancies in Surrey Local, all being offset by an overspend in restructure, training and conferences of £0.2m. This relates to fees payable to Police Now for graduate recruitment and training of probationary officers whom joined the force in June and a further cohort due to join in January.
- Equip – The Equip programme is forecast to be overspent by £0.6m. The forecast is as provided by the Programme Manager.
- Commercial and Finance Services – The forecast is for an underspend totalling £0.1m. There has been a significant reduction in the Vehicle insurance costs of £0.8m, which has been offset by an increase to the Capital Programme which has been funded from revenue costs and extra works required on Premises in Estates.

## 5. Precept & Uplift Investment

5.1. The precept and uplift investment approved for 2020/21 allowed for the increase in police officers and police staff, the following table represents the forecast position against the precept investment.

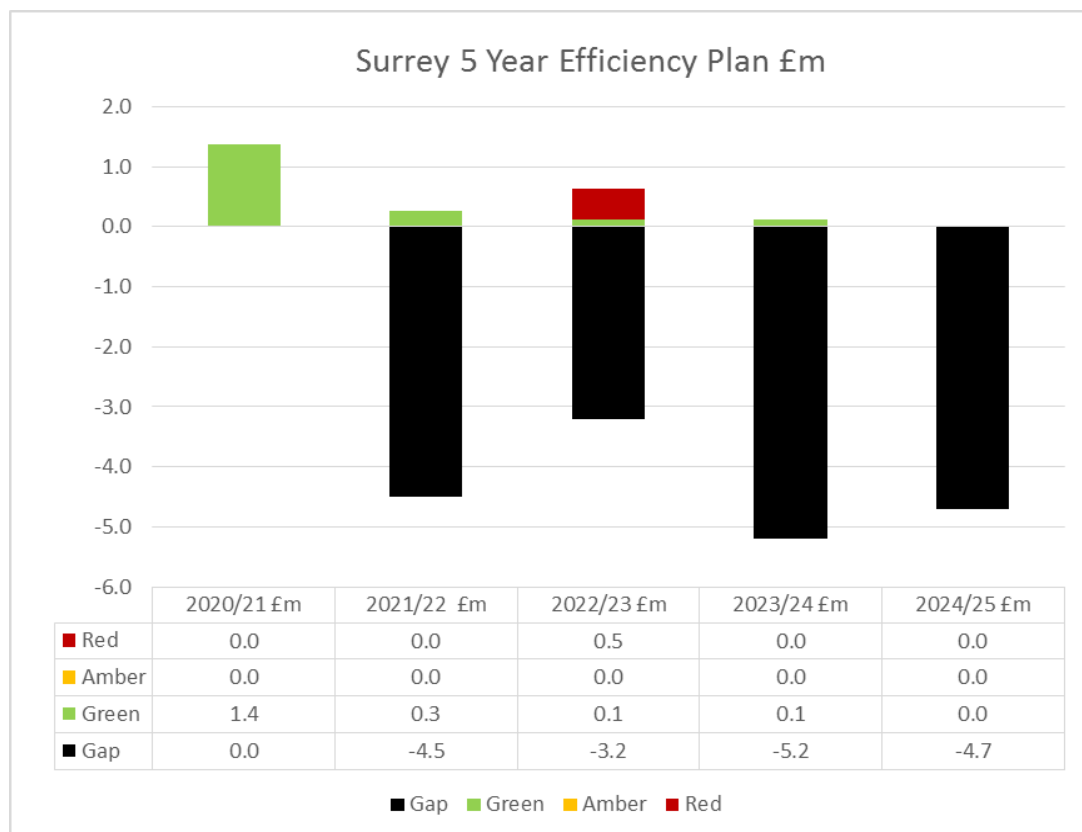
Expected increase at March 2021	Investment provided	Forecast At 31/3/21
Employee Group	FTE	FTE

<b>Police Officers – Uplift growth</b>	78	78
<b>Police Staff – Uplift growth</b>	0	0
<b>Police Officers – Precept growth</b>	26	26
<b>Police Staff – Precept growth</b>	52.5	52.5
<b>Total</b>	156.5	156.5

## 6. Savings Performance

6.1. All planned 2020-21 savings were taken at the beginning of the financial year, irrespective of their RAG status. Budget holders unable to make any of these savings are required to detail the reasons in an exception report for consideration and approval. The Strategic Change Board reviews the savings profile over the medium term on an ongoing basis, a summary of the 5 year savings schedule is shown in the table below.

6.2. Whilst the savings have been incorporated into the budget setting process and removed at the beginning of the year there is a risk that ICT will not achieve their savings totalling £0.5m which need to be identified.



## 7. Financial Provisions and Reserves Transfers

7.1. A summary of movement between provisions and reserves are shown below.

	Balance at 31 March 2020 £'000	Transfers In 2020-21 £'000	Transfers Out 2019-20 £'000	Balance at 31 October 2020 £'000
<b>Provisions:</b>				
Restructuring Provision	(109)	0	0	(109)
Legal Claims Provision	(998)	0	0	(998)
<b>Total Provisions</b>	<b>(1,107)</b>	<b>0</b>	<b>0</b>	<b>(1,107)</b>

	Balance at 31 March 2020 £'000	Transfers In £'000	Transfers Out £'000	Balance at 31 October 2020 £'000
<b>General Fund</b>				
General Fund	(7,049)	(307)	0	(7,356)
Chief Constable Reserve	(1,071)	0	0	(1,071)
<b>Earmarked Reserves:</b>				
OPCC Operational Reserve	(1,000)	0	0	(1,000)
PCC Estate Strategy Reserve	(2,800)	0	0	(2,800)
Cost of Change Reserve	(1,564)	0	0	(1,564)
Ill Health/Injury Reserve	(1,638)	0	331	(1,307)
Covid19 Reserve	(1,000)	0	0	(1,000)
Insurance Reserve	(3,379)	(130)	340	(3,169)
<b>Total Reserves</b>	<b>(19,501)</b>	<b>(437)</b>	<b>671</b>	<b>(19,267)</b>

## 8. Treasury Management

- 8.1. At the end of October £23.1m was held for investment by Surrey County Council under the SLA.
- 8.2. Surrey County Council are currently borrowing internally for investment purposes and therefore calculating their interest rate payable as the higher of; the London Inter-Bank BID rate, the Bank of England Rate or the average rate achieved by Surrey County Council.
- 8.3. In March 2019, the PCC entered into an external loan with PWLB for £15.6m in order to purchase land for Building the Future.
- 8.4. All cash balances are lent overnight allowing the flexibility to draw on resources.

## 9. POCA Reserve and Allocations

- 9.1. The Asset Seizure Reserve is used to earmark money received back from the government as part of the Asset Recovery Incentivisation Scheme (ARIS) whereby the force receives a share of amounts recovered under the Proceeds of Crime Act 2002 (POCA). The level of this reserve is currently maintained as a contingency to cover one year of salary costs for the Asset Seizure team within the Economic Crime Unit. At the end of October the reserve balance was £0.7m.
- 9.2. In-year POCA receipts cover the cost of the Asset Seizure team. Income is received quarterly, quarter 2 is outstanding for 2020-21.

## 10. Capital & Investments

10.1. The overall capital & investment position is summarised below and detailed at Appendix D.

Capital Summary	2020/21 Total Budget £	2020/21 Actuals £	Forecast £	Forecast Variance £
ICT Strategy	4,742,010	1,543,828	4,711,895	(30,115)
Commercial and Finance Services	5,030,056	1,255,693	5,029,966	(90)
Specialist Crime	326,336	110,736	321,201	(5,135)
Operations	823,893	243,646	243,646	(580,247)
Corporate Services (Surrey)	3,646,991	827,080	2,678,046	(968,945)
Local Policing	845,000	494,268	1,237,268	392,268
<b>Total</b>	<b>15,414,286</b>	<b>4,475,251</b>	<b>14,222,022</b>	<b>(1,192,264)</b>

10.2. The capital budget for 2020/21 was approved by the PCC in February 2020 totalling £10.5m with an additional £7.7m capital slippage from 2019/2020 and slippage from 2020/21; together with a transfer of costs from Office 365 to revenue results in a total capital programme totalling £15.4m. The force runs a flexible programme managing schemes over a rolling 2 year period enabling schemes to be bought forward or deferred. During the year agreed budget virements have been processed (including capital carried forward from 2019/20) as set out in the table below.

Capital Summary	2019-20 Slippage Request £	2020/21 Budget Allocated £	Budget Virements	2020/21 Total Budget £	2020-21 Other changes £	2020-21 In-year Slippage £	2020/21 Total Budget £
IT Strategy	3,350,846	3,784,000	-1,020,916	6,113,930	-1,371,920	0	4,742,010
Enterprise Resource Planning	0	0	0	0	0	0	0
Fleet Strategy	117,280	3,761,000	0	3,878,280	0	0	3,878,280
Specialist Crime	326,336	0	0	326,336	0	0	326,336
Operations Command	473,893	150,000	0	623,893	200,000	0	823,893
Contact	845,000	0	0	845,000	0	0	845,000
Local Policing	0	0	0	0	0	0	0
SE Region Estates Strategy	0	0	0	0	0	0	0
Estates Strategy	2,451,004	2,785,000	-35,000	5,201,004	-200,000	-202,237	4,798,767
Unallocated Budget	0	0	1,055,916	1,055,916	-1,055,916	0	0
<b>Total</b>	<b>7,564,359</b>	<b>10,480,000</b>	<b>0</b>	<b>18,044,359</b>	<b>-2,427,836</b>	<b>-202,237</b>	<b>15,414,286</b>

10.3. The significant capital projects are ICT and Fleet replacement schemes, Building the Future and the Estate Strategy.

10.4. The annual forecast spend is £14.2m, resulting in a reported underspend of £1.2m.

10.5. Capital expenditure is financed from grants received from the Home Office & other contributions, capital receipts from the sale of assets, and

revenue funding. If necessary borrowing can also be used to fund capital expenditure as shown in the table below.

Source of Funding	Financing YTD Actual £m	Financing Budget £m	Financing Forecast £m	Forecast %
Home Office Capital Grant	0.8	0.2	0.2	1%
Other Grants and Income	0.0	0.0	0.0	0%
Capital Receipts	0.0	4.5	0.8	6%
Revenue Funding	0.0	4.2	4.2	29%
Borrowing	0.0	9.1	9.2	64%
Total	0.8	18.0	14.4	100%

## 11. Risks

11.1. The following risks and issues to the Operational Delivery Budget have been identified.

Risk	Mitigation/Update	Owner
COVID19	Op Apollo Gold Group has been set up in light of the COVID19 Pandemic. The Pandemic is having an impact on operational resources as well as financial resources which are being regularly monitored to understand the level of spend and how this will be funded. The current assumption is that maximum exposure on COVID 19 expenditure is the total less PPE costs and surge funding, which equates to £3.5m.	Gold Commander, Op Apollo
Overtime	The Force has increased the overtime budget for officers and staff by £0.6m however forecast expenditure exceeds the agreed planned budget creating a financial risk. Overtime spend is reported through the overtime working group and the force monthly financial report.	Force Organisation Board
ICT Savings	ICT have a savings target for 2020/21 totalling £0.5m, this has been removed from the budget however the actual savings have yet to be identified.	CIO – Joe Langford
Capital Receipts	The capital programme is funded from several sources one of which is the planned capital receipts, due to the current pandemic and a review of the estate strategy the achievement of capital receipts is greatly reduced, requiring additional borrowing or a reduction to the capital plan.	CFO Peter Gillett
Equip Programme	The Equip programme is going through a comprehensive review which will focus on the future options for the project including any financial implications. It is clear that there will be a financial impact on the current and future year's spending plans for both capital and revenue although the extent of the financial consequences are difficult to estimate.	CIO – Joe Langford



Physical Forensics Out-sourcing Fees	An increase in submissions partly due to the uplift in police officers and an increase in intoximeter testing is causing a budget overspend of £600k across both Surrey and Sussex. This is likely to be a permanent cost pressure and may require either an increase in budget or change in policy around managing submissions in the future.	ACC Fiona MacPherson
Intelligence Processing Backlog	The intelligence function within Specialist Crime is currently carrying a significant backlog in intelligence submissions for processing due to increased demand outweighing capacity within the structure. This is expected to be an ongoing issue and has the potential to cause a threat to life and as yet no mitigation work has been built into the current forecast and thus may create an increase in spend in this area.	ACC Fiona MacPherson

## Appendix A

### Surrey Corporate Report

Oct-20	Year to Date			Full Year		
	Actual	Budget	Variance	Forecast	Budget	Variance
<b>Portfolio</b>						
Local Policing	23,119,268	21,808,096	1,311,172	40,078,971	38,167,035	1,911,936
Operations	6,694,216	3,248,570	3,445,646	5,059,701	5,629,290	(569,589)
Specialist Crime	10,060,770	11,960,802	(1,900,032)	18,649,526	21,081,155	(2,431,629)
Corporate Services Sussex	899,786	951,443	(51,657)	1,782,843	1,628,394	154,449
Corporate Services Surrey	4,103,160	3,902,705	200,455	7,775,464	6,697,972	1,077,492
Information & Communication Technology	10,494,607	9,732,911	761,696	16,867,562	16,236,376	631,186
People Services	4,276,716	4,484,763	(208,047)	6,873,043	7,709,419	(836,376)
Equip	1,711,652	1,398,629	313,023	2,992,885	2,397,673	595,212
Commercial and Finance Services	3,125,310	17,348,199	(14,222,889)	28,567,359	28,681,108	(113,749)
<i>Non-Delegated</i>	77,619,147	69,785,247	7,833,900	118,953,858	119,631,072	(677,214)
<b>Operational Policing Total</b>	<b>142,104,632</b>	<b>144,621,365</b>	<b>(2,516,733)</b>	<b>247,601,210</b>	<b>247,859,494</b>	<b>(258,284)</b>
PCC for Surrey Police	2,280,369	1,253,686	1,026,683	2,100,340	2,149,063	(48,723)
<b>Total Police Fund</b>	<b>144,385,001</b>	<b>145,875,051</b>	<b>(1,490,050)</b>	<b>249,701,550</b>	<b>250,008,557</b>	<b>(307,007)</b>
Funding	(148,976,377)	(148,976,377)	-	(250,008,562)	(250,008,562)	-
<b>Grand Total</b>	<b>(4,591,376)</b>	<b>(3,101,326)</b>	<b>(1,490,050)</b>	<b>(307,012)</b>	<b>(5)</b>	<b>(307,007)</b>
<b>Cost Type</b>						
Police Officer Pay	77,619,147	69,785,247	7,833,900	118,953,858	119,631,072	(677,214)
Police Officer Overtime	2,934,955	2,717,498	217,457	5,420,527	4,505,452	915,075
Police Staff Pay	42,234,924	43,351,989	(1,117,065)	74,601,203	74,690,368	(89,165)
Police Staff Overtime	960,482	593,740	366,742	1,622,219	1,126,571	495,648
PO Injury, Ill Health & Death Pensions	1,403,776	1,238,251	165,525	2,111,776	2,122,727	(10,951)
Other Employee Expenses	1,451,507	1,037,610	413,897	2,333,547	1,778,607	554,940
Temporary or Agency Staff	2,027,863	697,716	1,330,147	2,855,005	1,195,669	1,659,336
Restructure, Training & Conference Costs	1,449,395	1,366,027	83,368	1,836,700	2,286,232	(449,532)
Premises Related Expenditure	8,229,099	6,099,859	2,129,240	10,422,989	10,457,077	(34,088)
Transport Related Expenditure	2,170,468	3,120,545	(950,077)	4,256,107	5,326,681	(1,070,574)
Supplies & Services	16,667,197	17,142,135	(474,938)	34,439,428	28,943,482	5,495,946
Third Party Payments	3,541,206	2,085,886	1,455,320	3,589,966	3,548,637	41,329
Capital financing and contributions	1,429,348	3,590,160	(2,160,812)	6,627,565	6,154,565	473,000
Transfers to Revenue and Capital Reserves	41,070		41,070	(500,000)	-	(500,000)
Reconciling Man. Accs & Stat. Financial Reporting	(932,908)		(932,908)	-		-
Grants & Income	(16,842,528)	(6,951,612)	(9,890,916)	(18,869,340)	(11,758,583)	(7,110,757)
<b>Sub Total</b>	<b>144,385,001</b>	<b>145,875,051</b>	<b>(1,490,050)</b>	<b>249,701,550</b>	<b>250,008,557</b>	<b>(307,007)</b>
Funding	(148,976,377)	(148,976,377)	-	(250,008,562)	(250,008,562)	-
<b>Grand Total</b>	<b>(4,591,376)</b>	<b>(3,101,326)</b>	<b>(1,490,050)</b>	<b>(307,012)</b>	<b>(5)</b>	<b>(307,007)</b>

## Appendix B Overtime by Division/Department

Surrey Police Staff Overtime		2020/21													Forecast Full Year	Budget Full Year	Var
		Actual Apr	Actual May	Actual Jun	Actual Jul	Actual Aug	Actual Sep	Actual Oct	Forecast Nov	Forecast Dec	Forecast Jan	Forecast Feb	Forecast Mar				
Department	£k																
West Surrey		0.0	5.7	10.1	5.7	5.3	6.2	3.1	5.2	5.2	5.2	5.2	5.2	5.2	61.9	40.0	21.9
East Surrey		0.0	2.4	2.1	0.8	0.5	0.8	1.3	1.1	1.1	1.1	1.1	1.1	1.1	13.6	35.0	-21.4
North Surrey		0.2	6.4	6.5	5.4	6.3	6.4	7.1	0.0	0.0	0.0	0.0	0.0	0.0	38.3	45.0	-6.7
Specialist Crime		1.8	26.1	22.4	16.6	16.6	25.9	20.4	25.6	25.6	26.4	26.0	28.8	28.8	262.2	211.9	50.4
Operations Local - Surrey		0.0	1.6	1.8	0.5	0.4	1.8	1.0	2.8	2.8	2.8	2.8	2.8	2.8	21.1	16.0	5.1
Operations Command Joint		0.1	1.3	2.2	0.9	1.8	2.1	2.4	0.0	0.0	0.0	0.0	7.7	7.7	18.4	20.4	-2.0
Criminal Justice		0.0	12.7	13.9	12.9	12.4	25.9	23.5	8.0	8.0	8.4	8.0	8.0	8.0	141.7	100.0	41.7
Contact		2.8	85.2	73.2	43.9	53.0	69.6	47.7	51.7	51.7	74.5	76.7	53.7	53.7	683.6	500.0	183.6
Professional standards		0.1	0.2	0.5	0.8	0.9	1.3	2.5	0.8	0.8	0.8	0.8	0.8	5.8	15.4	16.0	-0.6
Force Level Operations		0.0	0.0	0.0	1.2	0.5	0.9	0.1	0.9	0.9	0.9	0.9	-2.0	-2.0	4.3	20.0	-15.7
DCC - Surrey		0.0	0.0	0.0	0.0	0.0	0.0	0.0	0.0	0.0	0.0	0.0	0.0	0.0	0.0	0.0	0.0
Central Corporate		0.0	0.0	0.0	0.0	0.0	0.0	0.0	0.0	0.0	0.0	0.0	0.0	0.0	0.0	0.0	0.0
Service Quality		0.5	5.2	5.5	3.1	2.3	2.8	3.2	3.1	3.1	3.1	3.1	3.1	3.1	38.0	38.0	0.0
Chief Officers		0.0	0.0	0.3	0.2	0.0	0.0	0.0	0.0	0.0	0.0	0.0	0.0	0.0	0.6	0.0	0.6
Commercial and Finance Services		0.0	0.4	0.4	0.0	0.2	0.0	0.0	0.0	0.0	0.0	0.0	0.0	0.0	1.0	0.9	0.1
Joint Transport		0.1	6.9	4.9	3.5	4.6	2.8	4.2	3.8	3.8	3.8	3.8	3.8	3.8	46.0	1.8	44.2
Estates		2.0	6.0	4.2	4.2	4.9	4.7	5.4	2.7	2.7	2.7	2.7	2.7	2.7	44.5	35.0	9.5
Op Apollo		1.6	54.5	28.0	9.9	5.1	6.8	3.1	0.0	0.0	0.0	0.0	36.4	36.4	145.4	0.0	145.4
CDD		0.7	1.0	1.4	1.0	2.9	0.8	0.7	0.0	0.0	0.0	0.0	0.0	0.0	8.4	0.0	8.4
Specials		0.0	0.0	0.0	0.0	0.0	0.0	0.0	0.0	0.0	0.0	0.0	0.9	0.9	0.9	1.0	-0.1
IT		1.0	6.3	6.2	3.2	4.3	4.4	3.3	4.1	4.1	4.1	4.1	4.1	4.1	49.2	21.8	27.4
Cost of Change		0.0	0.0	0.0	0.0	0.0	0.0	0.0	0.1	0.1	0.1	0.1	0.1	0.1	0.5	2.7	-2.3
People Services		0.4	3.8	2.5	2.8	2.3	1.0	3.4	2.2	2.2	2.2	2.2	2.2	2.2	26.9	21.0	5.9
<b>Total</b>		<b>11.2</b>	<b>225.6</b>	<b>186.1</b>	<b>116.6</b>	<b>124.3</b>	<b>164.1</b>	<b>132.5</b>	<b>112.0</b>	<b>112.0</b>	<b>136.0</b>	<b>137.4</b>	<b>164.3</b>	<b>1622.2</b>	<b>1126.6</b>	<b>495.6</b>	

Surrey Police Officer Overtime		2020/21													Forecast Full Year	Budget Full Year	Var
		Actual Apr	Actual May	Actual Jun	Actual Jul	Actual Aug	Actual Sep	Forecast Oct	Forecast Nov	Forecast Dec	Forecast Jan	Forecast Feb	Forecast Mar				
Department	£k																
West Surrey		12.9	121.1	142.2	69.1	65.2	109.8	64.5	54.2	43.3	159.2	82.0	43.3	43.3	966.8	775.0	191.8
East Surrey		7.0	117.8	114.4	100.7	78.3	106.4	83.2	57.3	45.9	147.7	79.8	45.9	45.9	984.3	810.0	174.3
North Surrey		9.7	93.4	93.0	45.3	54.1	60.7	44.0	33.6	26.9	112.6	55.5	26.9	26.9	655.5	670.0	-14.5
Specialist Crime		4.5	67.7	67.4	42.1	44.7	46.0	54.6	61.5	61.5	86.8	70.4	68.8	68.8	676.1	489.1	187.0
Operations Local - Surrey		1.6	19.0	74.9	17.7	19.3	15.5	19.0	10.4	17.7	14.4	10.5	23.2	23.2	243.1	417.8	-174.7
Operations Command Joint		13.3	74.6	35.8	60.2	46.0	63.8	51.1	36.0	36.0	36.0	36.0	106.4	106.4	595.3	666.6	-71.3
Criminal Justice		0.4	12.1	14.9	9.1	17.2	21.5	21.3	3.9	3.9	13.9	3.9	3.9	3.9	126.0	75.0	51.0
Contact		0.0	4.6	7.1	2.4	4.3	12.4	8.0	1.4	1.4	4.4	4.4	1.4	1.4	51.7	30.0	21.7
Professional standards		0.2	1.0	0.9	1.2	3.2	1.5	1.5	1.1	1.3	1.3	1.1	2.1	2.1	16.4	16.0	0.4
Force Level Operations		1.0	1.8	1.7	41.2	36.9	49.2	10.5	22.4	22.4	22.4	22.4	246.6	246.6	478.6	500.0	-21.4
Chief Officers		-0.1	1.8	0.1	0.3	0.3	0.7	0.5	1.3	1.3	1.3	1.3	1.3	1.3	9.9	10.0	-0.1
Central Corporate		0.0	0.0	0.0	0.0	0.0	0.0	0.0	0.0	0.0	0.0	0.0	0.0	0.0	0.0	0.0	0.0
Op Apollo		5.0	115.2	37.5	8.9	8.5	3.8	1.9	0.0	0.0	0.0	0.0	372.0	372.0	552.9	0.0	552.9
Change Delivery		0.0	0.0	0.0	0.0	0.0	0.0	0.0	0.0	0.0	0.0	0.0	0.0	0.0	0.0	0.5	-0.5
Specials		0.0	0.0	0.1	0.0	0.0	0.1	0.0	0.0	0.0	0.0	0.0	0.9	0.9	1.0	1.0	0.0
IT		0.0	-0.1	0.4	0.2	0.0	0.1	0.1	0.0	0.0	0.0	0.0	0.0	0.0	0.7	0.5	0.2
Cost of Change		-0.3	0.0	0.0	0.0	0.0	0.0	0.0	0.0	0.0	0.0	0.0	0.0	0.0	-0.3	0.0	-0.3
People Services		0.4	3.7	2.6	4.2	4.5	6.9	9.5	5.2	5.2	10.2	5.2	5.2	5.2	62.6	44.0	18.6
<b>Total</b>		<b>55.5</b>	<b>633.8</b>	<b>592.9</b>	<b>402.5</b>	<b>382.4</b>	<b>498.3</b>	<b>369.6</b>	<b>288.3</b>	<b>266.8</b>	<b>610.2</b>	<b>372.3</b>	<b>947.9</b>	<b>5420.5</b>	<b>4505.5</b>	<b>915.0</b>	

## Appendix C Capital Budget Position at 31<sup>st</sup> October 2020

Projects by Portfolio	Year to Date			Full Year		
	Actual	Budget	Variance	Forecast	Budget	Variance
<b>Oct-20</b>						
<b>ICT</b>						
P61003 - IL4 Remediation		157,318	(157,318)	276,316	269,285	7,031
P61002 - Datacentre Improvements		231	(231)		-	-
P62005 - ESN-Devices		772,800	(772,800)	1,325,000	1,325,000	-
P81033 - IT Capital Allocation		2,590	(2,590)		4,845	(4,845)
P81002 - Windows 10	383	16,907	(16,524)	31,808	28,982	2,826
P81001 - Hardware Refresh	677,343	362,600	314,743	627,149	621,000	6,149
P81035 - Azure Migration	268,711	472,500	(203,789)	760,417	810,000	(49,583)
P81036 - Apps Rationalisation		(422)	422		(1,322)	1,322
P81037 - MMD Device		(2,380)	2,380		(3,880)	3,880
P81014 - IDAM	66,485	20,829	45,656	48,129	35,909	12,220
P81028 - APPSense			-			-
P81013 - Firewall and Security Devices	51,931	41,821	10,110	72,705	72,087	618
P81007 - Office 365 Planning & Pre-implementation	1,159	(426)	1,585	1,159	(1,336)	2,495
P81006 - Wireless	0		0	0		0
P81005 - Infrastructure & Networks	312,446	313,331	(885)	545,781	536,542	9,239
P81004 - Telephony	8,392	70,441	(62,049)	84,356	120,756	(36,400)
P81011 - Planned Server Replacement	119,791	81,900	37,891	142,195	140,930	1,265
P81016 - Network Monitoring Tool	5,062	229,334	(224,272)	397,600	393,546	4,054
P81017 - DEMS / DAMS	4,860	78,554	(73,694)	141,635	134,666	6,969
P81018 - Body Worn Video Hybrid		17,500	(17,500)	30,445	30,000	445
P81019 - Mobile Data Terminals - Refresh	27,264	131,600	(104,336)	227,200	225,000	2,200
<b>ICT Total</b>	<b>1,543,828</b>	<b>2,767,028</b>	<b>(1,223,200)</b>	<b>4,711,895</b>	<b>4,742,010</b>	<b>(30,115)</b>
<b>Equip</b>						
<b>Commercial and Finance Services</b>						
P66001 - Vehicle Replacement	1,081,144	1,199,800	(118,656)	2,057,342	2,057,342	-
P66002 - Vehicle Telemetry	83,107	389,900	(306,793)	667,938	667,938	-
P66004 - Fleet Equipment		357,700	(357,700)	613,000	613,000	-
P66005 - Automatic Number Plate Recognition		315,000	(315,000)	540,000	540,000	-
P63004 - Former Section House Scheme	27,339	16,310	11,029	27,339	27,429	(90)
P63006 - Estates' Strategy - Custody Compliance	56,795	557,781	(500,986)	956,000	956,000	-
P63005 - Estates' Strategy - Environmental	-	68,600	(68,600)	117,203	117,203	-
P63012 - Niche Evidential Property	7,308	30,100	(22,792)	51,144	51,144	-
<b>Commercial and Finance Services Total</b>	<b>1,255,693</b>	<b>2,935,191</b>	<b>(1,679,499)</b>	<b>5,029,966</b>	<b>5,030,056</b>	<b>(90)</b>
<b>Specialist Crime</b>						
P84002 - Specialist Crime Capability Programme	1,201		1,201	1,201		1,201
P64002 - DFT Transformation Surrey	35,000	226,336	(191,336)	220,000	226,336	(6,336)
P64001 - POLIT Workstations	74,535	100,000	(25,465)	100,000	100,000	0
<b>Specialist Crime Total</b>	<b>110,736</b>	<b>326,336</b>	<b>(215,600)</b>	<b>321,201</b>	<b>326,336</b>	<b>(5,135)</b>
<b>Operations</b>						
P60003 - SCP Investments	68,297	77,000	(8,703)	68,297	132,572	(64,275)
P80001 - ANPR	37,294	116,200	(78,906)	37,294	198,883	(161,589)
P80002 - Taser Uplift	83,622	137,200	(53,578)	83,622	235,127	(151,505)
P80003 - Operations Command Equipment	54,433	116,669	(62,236)	54,433	200,000	(145,567)
P80004 - Drone Replacement		33,600	(33,600)		57,311	(57,311)
<b>Operations Total</b>	<b>243,646</b>	<b>480,669</b>	<b>(237,023)</b>	<b>243,646</b>	<b>823,893</b>	<b>(580,247)</b>
<b>Police Transformation Fund</b>						
<b>Corporate Services (Sussex)</b>						
<b>Corporate Services (Surrey)</b>						
P61001 - Agile Hardware	13,081	213,031	(199,950)	365,000	365,000	-
P63009 - Agile Working Developments	29,273	283,500	(254,227)	485,521	485,521	-
P63003 - Air Conditioning		231	(231)		-	-
P63002 - Divisional Estates' Strategy	27,525	47,600	(20,075)	27,525	81,799	(54,274)
P63001 - Building the Future (Capital)	757,201	1,583,400	(826,199)	1,800,000	2,714,671	(914,671)
<b>Corporate Services (Surrey) Total</b>	<b>827,080</b>	<b>2,127,762</b>	<b>(1,300,682)</b>	<b>2,678,046</b>	<b>3,646,991</b>	<b>(968,945)</b>
<b>Local Policing</b>						
P62003 - Contact and Deployment Telephony (CC6)		492,800	(492,800)			-
P62007 - Queue Buster 101	30,488		30,488	30,488		30,488
P62009 - Storm	463,781		463,781	1,206,781	845,000	361,781
<b>Local Policing Total</b>	<b>494,268</b>	<b>492,800</b>	<b>1,468</b>	<b>1,237,268</b>	<b>845,000</b>	<b>392,268</b>
<b>Neighbourhood Policing</b>						
<b>Projects Total</b>	<b>4,475,250</b>	<b>9,129,786</b>	<b>(4,654,536)</b>	<b>14,222,022</b>	<b>15,414,286</b>	<b>(1,192,264)</b>

## Appendix D

### Revenue Virements

Between £100k and £500k

Month	Amount £k	Perm/ Temp	From	To	Description
M7	307	Perm	ICT	Corporate Services Sussex	Sharepoint budget(DA)

Greater than £500k

Month	Amount	Perm/ Temp	From	To	Description
M7	1,034	Perm	Commercial and Finance Services	ICT	ICT Revenue Funding for Projects (AJ)
M7	518	Perm	Commercial and Finance Services	Local Policing	SY - Creation of Precept 20/21 Police Staff posts for various departments (HB)
M7	1,283	Temp	Commercial and Finance Services	Equip	Commercial Financial Services Virement 20/21(CH)
M7	570	Temp	Commercial and Finance Services	Local Policing	Commercial Financial Services Virement 20/21(CH)

### Capital Virements

Month	Amount	Perm/ Temp	From	To	Description
M7	Nil				

## **Appendix E**

### Abbreviations

PCC - Police and Crime Commissioner

DCC – Deputy Chief Constable

ICT – Information Communication Technology

PSD – Professional Standard Department

ACPO – Chief Officers

ERP – Enterprise Resource Planning

FTE – Full-time equivalent

DFT – Digital Forensic Team

POLIT – Paedophile Online Investigation Team

ICCS – Integrated Communications and Control System

ANPR – Automatic Number Plate Recognition

APT - Area Policing Team

SERIP – South East Regional Integrated Policing Programme

SOIT - Sexual Offences Investigation Team

RIPA – Regulation of Investigatory Powers Act

PNC/PND – Police National Computer/Police National Database