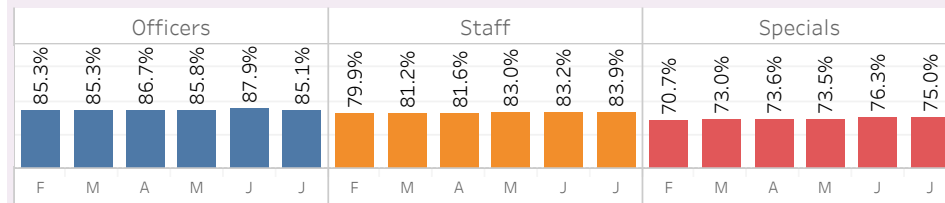


Capacity and Capability

Durham university results: None
 Force: Employee opinion survey - None

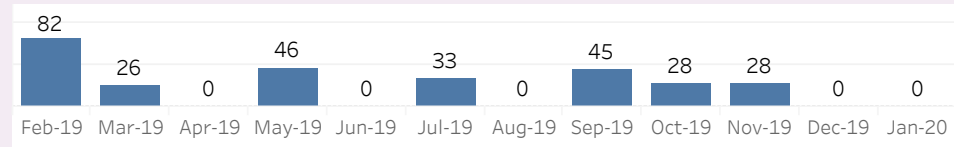
People services latest results:

Force: NCALT Percentage of mandatory courses completed.

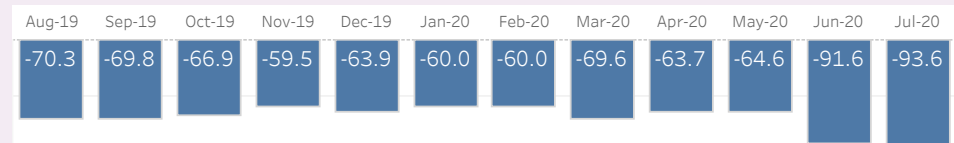


Managing Information, DSE, Health & Safety for Managers, Manual Handling, Fire Safety, GSC, Victims' Code, Unconscious Bias, Freedom of Information, Stalking and Harassment, Disclosure and Relevancy, Staying Safe on the Strategic Road Network - Managing Obstructions Video Equality Act 2010: An Introduction, Abuse of Authority for Sexual Purpose video 1, 2 & 3. Information Security Refresher

People services:
 Force: Commendations

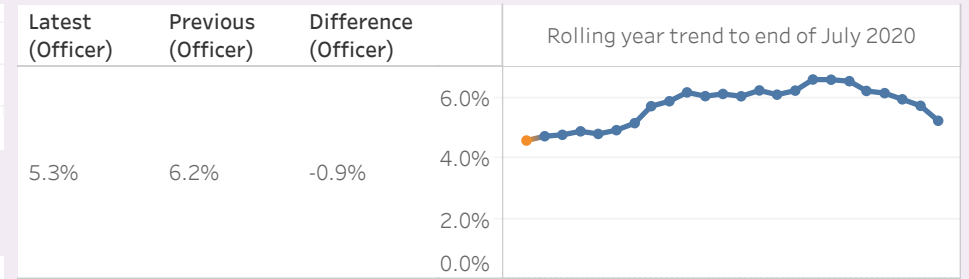


People services:
 Force: Detective Constables Actual vs Establishment

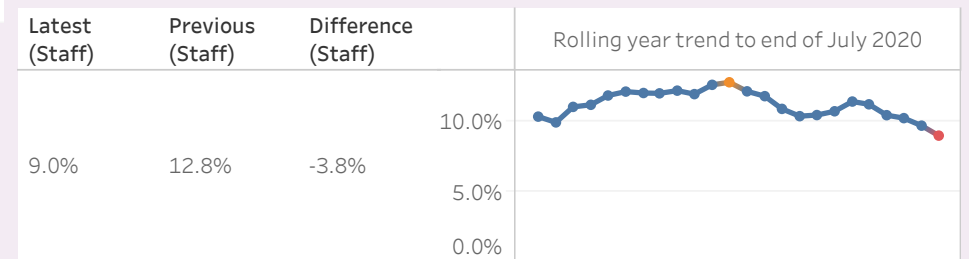


People services: Quarterly report comparing latest 12 months to same period a year ago
 Force: None

People services: Comparing latest 12 months to same period a year ago
 Force: Unplanned leaver rate - Police Officer



People services: Comparing latest 12 months to same period a year ago
 Force: Unplanned leaver rate - Police Staff

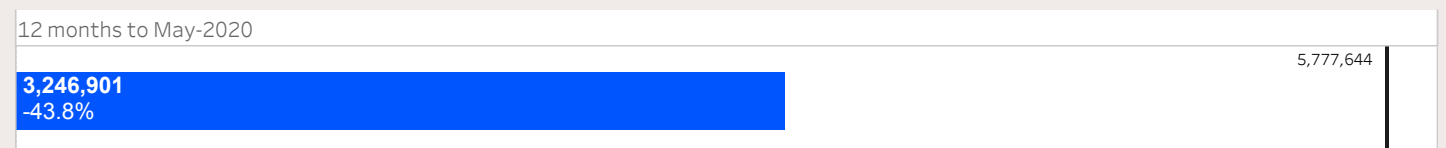


Efficiency

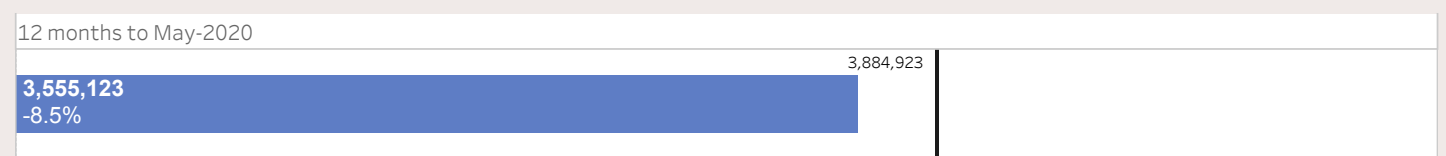
Finance: June 2020
 Force: Annual Forecast Variance by Cost Type

Police payroll	-£988K
Police overtime	£1,349K
Staff payroll	-£1,846K
Staff overtime	£326K
Premises	-£55K
Transport	£158K
Supplies & Services	£9,501K
Capital Financing	-£6K
Grants & Income	-£9,953K
Other Employee Expenses	£445K
Temporary Agency	£853K
Total	-£216K

Energy & Environment: Comparing against 2015/16 baseline
 Force: CO2 reduction for: Building




Energy & Environment: Comparing against 2015/16 baseline
 Force: CO2 reduction for: Transport

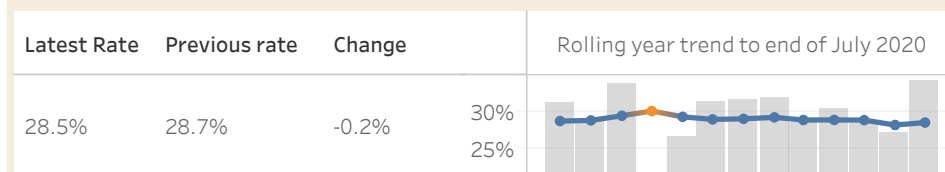


Legitimacy

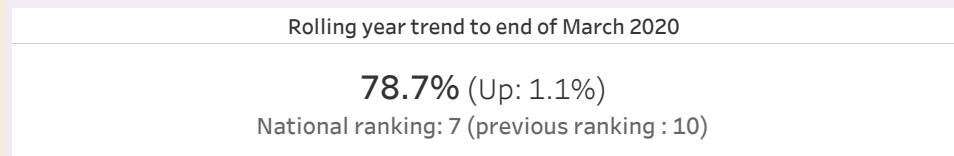
PSD - New process from February 2020 so unable to compare to previous
 Force: Volume of complaint cases



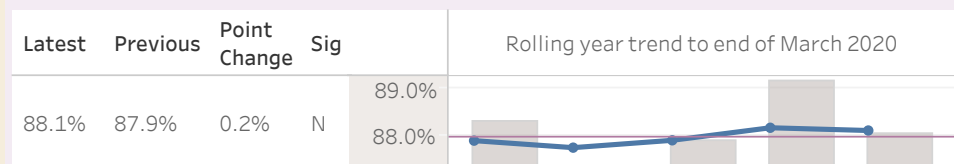
Stop Search. Comparing latest 12 months to same period a year ago
 Force: Outcome rate for stop searches



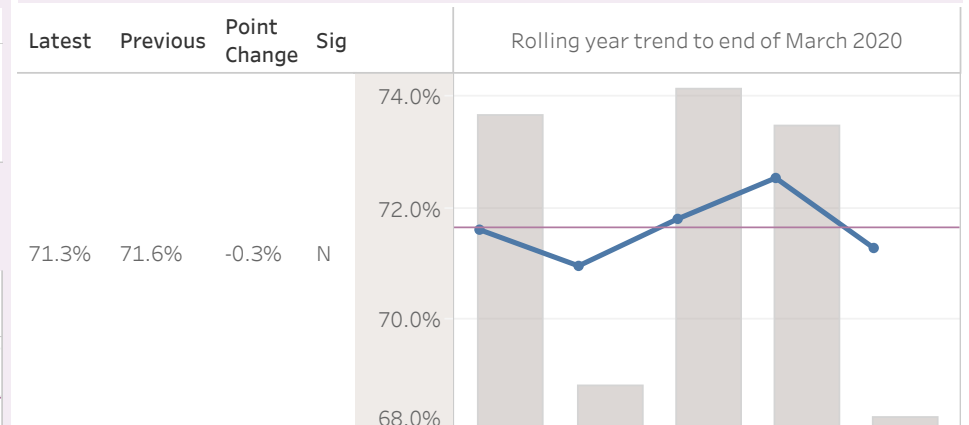
Updated quarterly Crime Survey for England and Wales
 Force: CSEW Confidence



Joint Neighbourhood Survey - comparing latest 12 months against a year ago
 Force: Q19 - Confidence in neighbourhood police



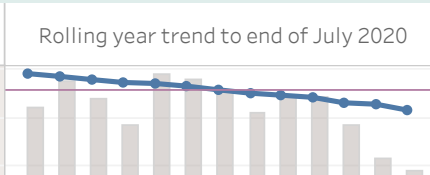
Joint Neighbourhood Survey - comparing latest 12 months against a year ago
 Force: Q32B - The Police are dealing with ASB and Crime



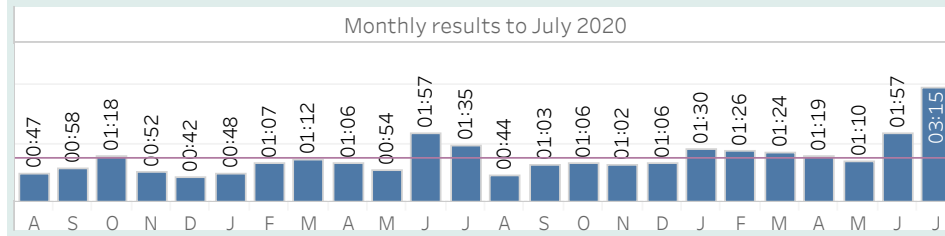
Effectiveness

Calculated from CC6 comparing the latest 12 months to same period a year ago
Force: Calls for Service Performance

Call	Latest	Previous	Point Change
999	94.3%	95.8%	-1.5%

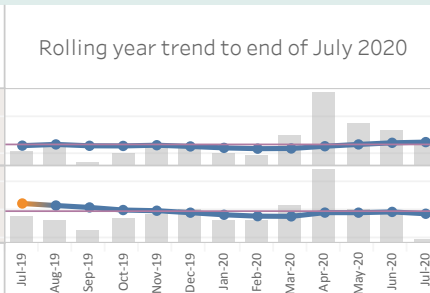


Calculated from CC6 - showing last two years
Force: Average time to answer 101 calls



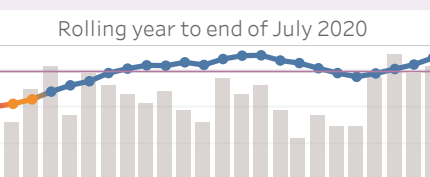
Incident data - comparing the latest 12 month to same period a year ago
Force: Emergency Response Performance

Response	Latest	Previous	Point Change
Grade 1 (15 mins)	66.7%	66.2%	0.5%
Grade 2 (60 mins)	49.4%	51.3%	-1.9%



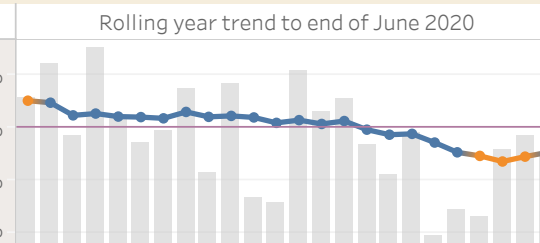
Comparing latest 12 months to same period a year ago
Force: "Problem solving" occurrences created

Latest	Previous	Difference	%age
333	314	19	6.1%



Comparing latest 12 months to same period a year ago
Force: Compliance returned to officer (OMU)

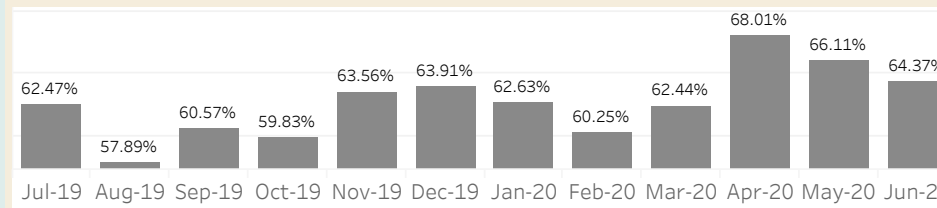
Latest	Previous	Difference
17.0%	18.2%	-1.1%



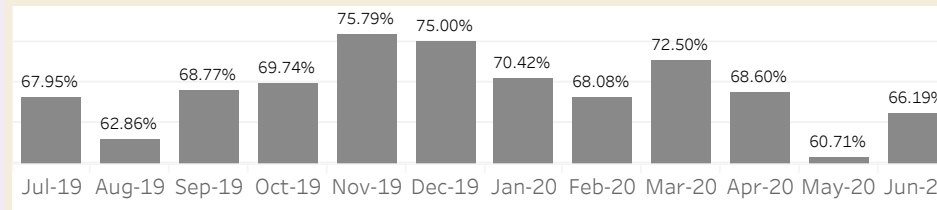
Victim contact
Force: results for Victim Contact Compliance

Aug	Oct	Dec	Jan	Feb	Mar	Jun	Jul	Sep	Dec	Mar	Apr
74%	71%	69%	59%	72%	59%	72%	56%	66%	74%	66%	57%
CID	NPT	SIU	NPT	CID	SIU	CID	SIU	NPT	CID	SIU	NPT

Comparing latest monthly data (this is a new measure since April 2019)
Force: Main overall satisfaction percentage

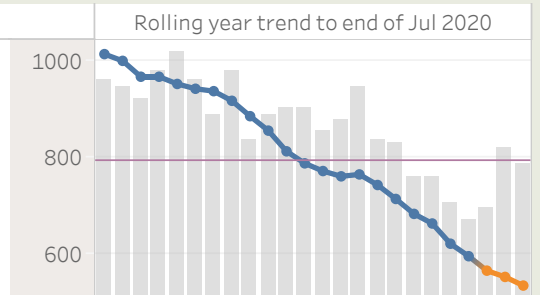


Comparing latest monthly data (this is a new measure since April 2019)
Force: Anti-social behaviour satisfaction percentage



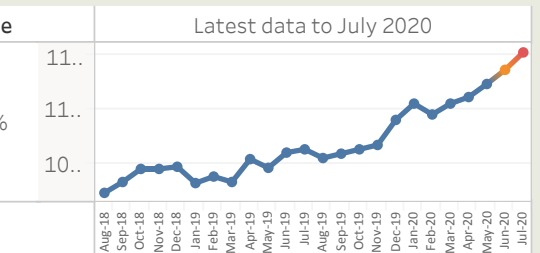
NICHE missing person - comparing latest 12 months to same period a year ago
Force: Repeat Vulnerable missing individuals

Latest	Previous	Difference
534	788	-254

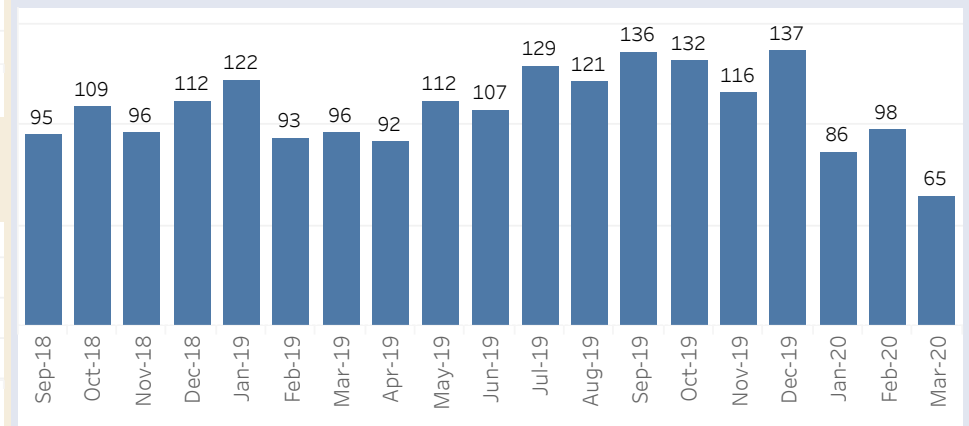


NICHE offender - comparing latest 12 months to same period a year ago
Force: Repeat DA offenders over last three years with two or more victims

Latest	Previous	Difference	%age
1,152	1,063	89	8.4%

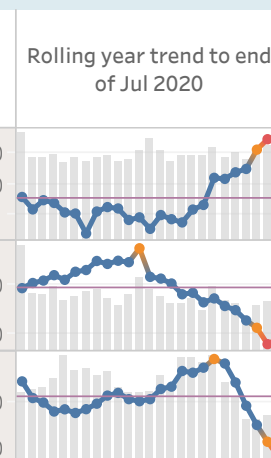


CJ workbook
Force: Non-compliant disclosure



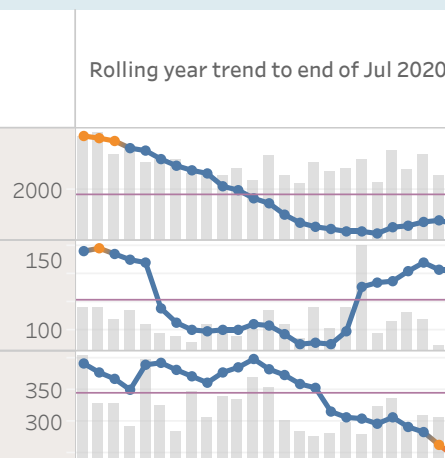
Comparing latest 12 months to same period a year ago
Force: Volume of recorded crime

Category	Latest Crime recorded	Previous Crime recorded	%age Crime change	Rank
High harm	13,115	12,509	4.8%	13000
Serious sexual	1,581	1,832	-13.7%	1
Total burglary	5,556	6,024	-7.8%	20



Comparing latest 12 months to same period a year ago
Force: Volume of positive outcomes

Latest Positive Outcome	Previous Positive Outcome	%age Positive Outcome change
1,743	1,897	-8.1%
143	104	37.5%
246	382	-35.6%



Comparing latest 12 months to same period a year ago
Force: Positive outcome rate

Latest Positive Outcome Rate	Previous Positive Outcome Rate	Positive Outcome Rate Point Change	Rank
13.3%	15.2%	-1.9%	18.0%
9.0%	5.7%	3.4%	18
4.4%	6.3%	-1.9%	39

